

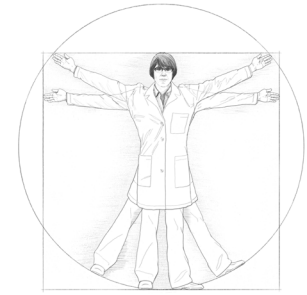


# **AIA-360** AUTOMATED IMMUNOASSAY ANALYZER

**Sophisticated Diagnostics  
in a Compact Analyzer**



**TOSOH BIOSCIENCE**



# AIA-360<sup>®</sup>

## Reliable Solution for Low Volume Testing

Throughput of 36 Results per Hour

Full Test Menu

Easy to Use

STAT Assay Results in ~ 20 Minutes

Random Access

Compact - 16" w x 16" d x 21" h / 61 lbs

Fits Multiple Laboratory Environments:


- Small hospitals
- Physician Office Laboratories
- Cardiac and Specialty Testing
- Reliable Back-up to Larger Tosoh Analyzers



# REAGENT TECHNOLOGY

## Tosoh's AIA Reagent Test Cup Technology

- Unit Dose Test Cup reagent technology requires no on-board refrigeration, no pre-mixing and no pre-measuring.
- Saves time and cost by eliminating errors and waste.
- Complete test menu.
- Reagents have a one year shelf life from date of manufacture.
- 90-day calibration stability most assays.



# SYSTEM ADVANTAGES

## User Friendly Interface

- Icon driven touch screen is intuitive and is easy to navigate.
- Assay monitoring enables the user to check sample progress and assay performance.
- Sample ID's can be manually programmed if non-barcoded specimens are utilized.
- The system can be interfaced to any LIS system.
- Up to 300 assay results can be saved on the AIA-360.

## Advanced Sample Carousel

- The AIA-360 sample carousel holds up to 25 patient samples and 25 test cups at one time.
- The operator may load bar-coded primary tubes or sample cups directly on the system.
- Up to four assays per specimen can be loaded.
- Additional samples and tests can be added at any time without interrupting sample processing.
- Once samples and test cups are loaded, the operator presses START and walks away.



## Fast and Accurate Results

- Prints patient results in real-time for fast and easy review.
- First result in ~ 20 minutes.
- Bar-code sample ID ensures accurate patient identification without manual worklist entry.
- Analyte is identified via an on-board camera.



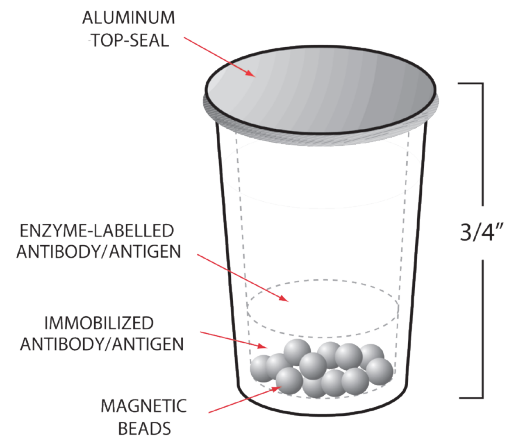
## Convenient Reagent Access

- The common reagents are easily accessible from the removable reagent tray.
- Reagent level sensors signal the user when reagents are running low or when the waste needs to be emptied.

## Result Printout

```
OP:SHANTI      02/01/24 08:59
SampleID:100010
Samp.Pos:1
Analyte :#FER  Lot:11 :1
Result  :79.2 ng/ml
Flag    :
Analyte :#bHCG Lot:33 :2
Result  :289.6 mIU/ml
Flag    :
```

## Reagent Diagram



## Specifications

<b>Method</b>	Fluorescence Enzyme Immunoassay
<b>Detection</b>	LED illuminant, non flow cell/TOP-TOP photometry method
<b>Throughput</b>	36 tests per hour
<b>Reaction time</b>	Antigen antibody reaction: 10 minutes
<b>Sample loading Capacity</b>	25 samples maximum
<b>Reagent loading Capacity</b>	25 tests maximum
<b>Test for each sample</b>	4 tests per sample
<b>Sampling</b>	Fixed Probe with Clot detection function
<b>Sample Vessel</b>	Primary Tube 13 x 75/100mm, 16 x 75/100mm 2 mL sample cup
<b>Barcode</b>	Code39, Code128, ITF, NW-7 and JAN
<b>Interface</b>	RS232C
<b>Size/Weight</b>	16w x 16d x 21h • 61 lbs.
<b>Power source</b>	AC100 240VAC-50/60Hz 250VA
<b>Environment</b>	Temperature: 15-30 <sup>0</sup> C, Relative Humidity 40-80%



**TOSOH BIOSCIENCE**

Tosoh Bioscience, Inc.  
3600 Gantz Road  
Grove City, OH 43123  
Tel: (800) 248-6764  
Fax: (650) 615-0415

[www.tosohbioscience.us](http://www.tosohbioscience.us)